
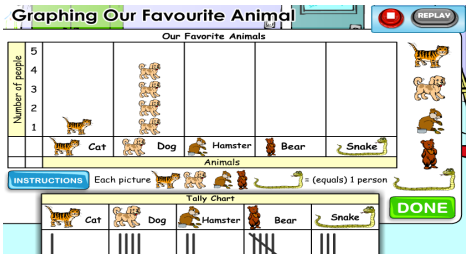



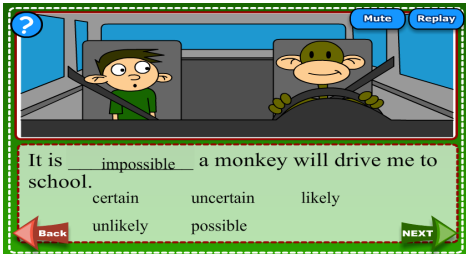



Grade 1 Data Management and Probability
Ontario Educational Resources Bank (OERB) Activities

Data Management	
Activity	Description
<p align="center">Grouping Things</p>  <p align="center">Resource ID: ELO1421950</p>	<p>Build understanding of organizing data by sorting and classifying objects according to one and two attributes (shape, size).</p>
<p align="center">Graphing Your Favourite Animal</p>  <p align="center">Resource ID: ELO1298690</p>	<p>Practise collecting, organizing and displaying data by conducting a survey and then recording results using a tally chart and pictograph.</p>
<p align="center">Sorting Objects</p>  <p align="center">Resource ID: ELO1138020</p>	<p>Build understanding of organizing data by helping Baxter the Bear sort and classify objects by one attribute (type, size).</p>
<p align="center">The Four Food Groups</p>  <p align="center">Resource ID: ELO1077590</p>	<p>Practise organizing data by sorting and classifying food items according to food groups and displaying data by organizing results on a bar graph. Use the graphs to interpret the data.</p>

Grade 1 Data Management and Probability Ontario Educational Resources Bank (OERB) Activities

Probability	
Activity	Description
<p style="text-align: center;">The Likelihood of An Event Happening</p>  <p style="text-align: center;">Resource ID: ELO1140390</p>	<p>Practise using probability language by describing the likelihood of events in certain situations.</p>
<p style="text-align: center;">Hmmmm, I Wonder</p>  <p style="text-align: center;">Resource ID: ELO1140330</p>	<p>Practise using probability language by describing the likelihood of events in certain situations.</p>
<p style="text-align: center;">Is It Possible?</p>  <p style="text-align: center;">Resource ID: ELO1137940</p>	<p>Build understanding of probability language by identifying possible and impossible situations.</p>