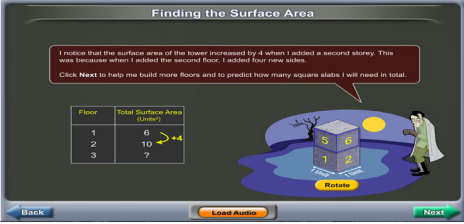
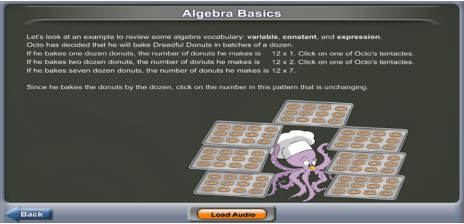



Grade 7 Patterning and Algebra
Ontario Educational Resources Bank (OERB) Activities

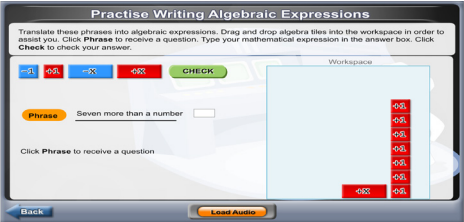
Patterns and Relationships

Activity	Description
<p style="text-align: center;">Harry's House of Horrors Part 1 - Linear Growing Patterns</p>  <p style="text-align: center;">Resource ID: ELO1412100</p>	<p>Build understanding of linear growing patterns by extending a building pattern enough to be able to predict further values.</p>

<p style="text-align: center;">Harry's House of Horrors Part 2 - General Term</p>  <p style="text-align: center;">Resource ID: ELO1412110</p>	<p>Build understanding of some common algebraic terms by completing Frayer Models and by creating algebraic expressions that represent linear growing patterns to solve supply ordering problems in a restaurant.</p>
---	---

<p style="text-align: center;">Harry's House of Horrors Part 3 - Patterns, Tables and Graphs...Oh My!</p>  <p style="text-align: center;">Resource ID: ELO1412120</p>	<p>Build understanding of linear growing patterns by extending patterns through concrete representations, tables of values and graphs.</p>
--	--

Variables, Expressions and Equations

Activity	Description
<p style="text-align: center;">Code Breakers Part 1</p>  <p style="text-align: center;">Resource ID: ELO1412430</p>	<p>Build an understanding of algebraic expressions by translating phrases that describe relationships into algebra tile representations and into algebraic expressions.</p>

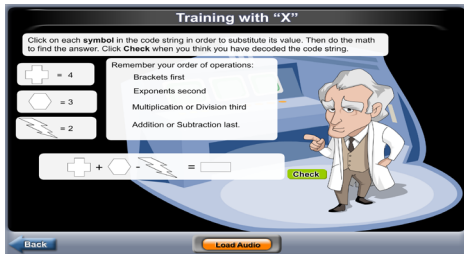
Grade 7 Patterning and Algebra
Ontario Educational Resources Bank (OERB) Activities

Variables, Expressions and Equations (Continued)

Activity

Description

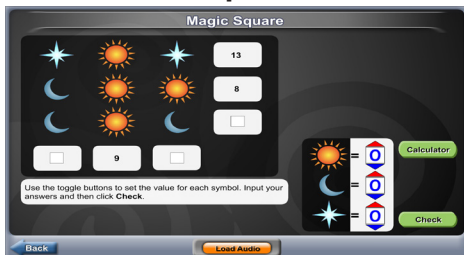
Code Breakers Part 2 - Variable Veronica's Substitution Solution



Resource ID: ELO1412440

Build understanding of how to evaluate expressions by substituting into expressions involving symbols and then variables.

Code Breakers Part 3 - Cybercrypto's Computer



Resource ID: ELO1412450

Build understanding of how to solve an algebraic equation by following demonstrations and then practising using trial and error, inspection and a balance method using algebra tiles.