

Home Connections

Math Activities

Grade 3

Measurement

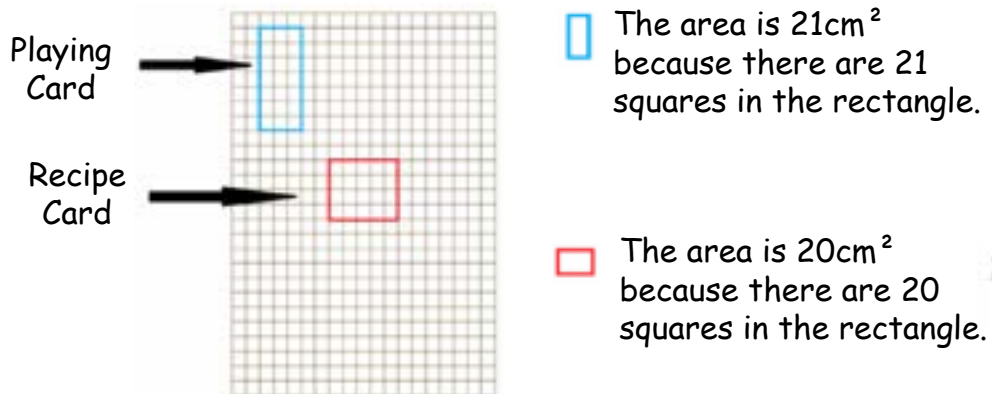
Measuring Area at Home
Kilogram Search
The Broken Ruler

Measuring Area at Home

Help your child measure the areas of rectangular surfaces in your home.

1. Together with your child, find four small rectangular objects (e.g., an envelope, postage stamp, greeting card, recipe card)
2. Ask your child to place the rectangular objects on centimeter grid paper attached and trace around them. You may want to make copies of the centimeter grid paper.
3. Have your child measure the area of each rectangle by finding the number of square centimeters within the rectangle. The rectangle might not fit exactly on the lines of the grid paper. Ask your child to record the approximate measurements in the attached chart.

Example:



Area is the amount of space inside a two-dimensional shape.

Let's Talk About It


- Which rectangle has the largest area?
- Which rectangle has the smallest area?
- What strategy did you use to find the area for the different objects?

Measuring Area at Home



Object	Measurement
Example: Recipe Card	about 92 square cm

Measuring Area at Home



Kilogram Search

1. Help your child find items in your home that have a mass of one kilogram. For example, your child might be able to find food packages that are labeled '1kg' or '1000g.' A liter of milk, water, or juice also has a mass of about one kilogram.
2. After your child has found items that have a mass of one kilogram, have him or her find items that have a mass that is:
 - less than one kilogram
 - about one kilogram
 - greater than one kilogram

Note: Have your child record the items in the attached chart.



Mass refers to the amount of matter in an object. The weight of an object can vary depending on its location in space. The mass of an object remains constant.

Let's Talk About It

- Which items were harder to find? Why?
- (Less than one kilogram, about one kilogram, or greater than one kilogram)
- What surprised you about the mass of some objects?

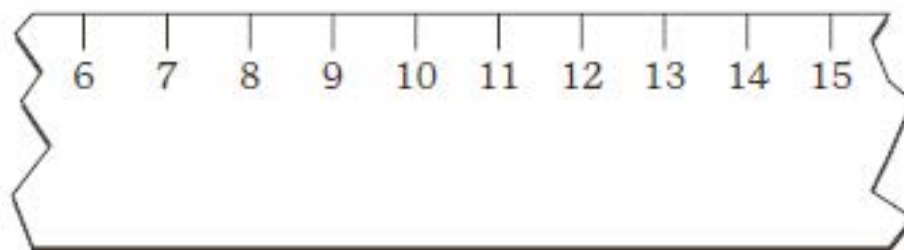
Kilogram Search



Less Than One Kilogram	About One Kilogram	Greater Than One Kilogram

The Broken Ruler

1. Have your child cut out the ruler piece on the attached sheet.
2. Ask your child to use the 'broken ruler' to measure the length of each side of the shape on the attached sheet.
3. Next, have him or her find the perimeter of the shape.



Knowing how to use a ruler to measure length allows students to measure perimeter. Perimeter is the distance around a shape.

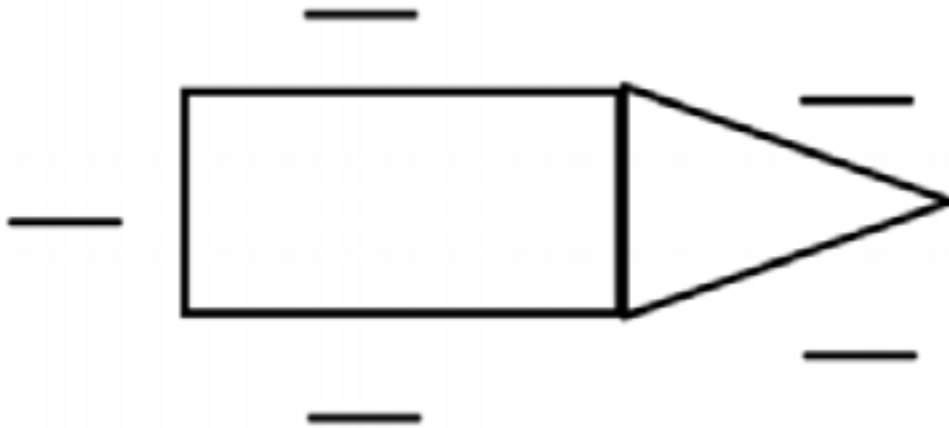
Let's Talk About It

- How did you use the broken ruler to measure the perimeter?
- What is another way you could find the perimeter?

The Broken Ruler



Record the length of each side:



The perimeter of the shape is _____

