

Money Learning Tool

by mathies.ca

















What is it?

The money tool is a collection of realistic Canadian currency in coins and bills.

How do you use the tool?

Use the multiplier to quickly create 1, 2, 5 or 10 copies of a coin or bill. Drag money from the money tray into the workspace.

Learning Tool Icon	Description
<p>Annotation Tool</p> 	<p>Press the pencil button to activate the annotation tool. Remember to deselect the pencil when you want to work with the learning tool.</p> <p>This is a handy tool to document thinking as one is working with the this learning tool.</p> <p>The annotation toolbox includes a pencil with an eraser, shapes, and text.</p>
<p>Choose Currency</p> 	<p>Customize the type of currency displayed in the money tray.</p>
<p>Copy</p> 	<p>Copy the selected object(s). To select, click on an object or draw a marquee around a collection of objects.</p>
<p>Currency Count</p> 	<p>Check to see how many of each type of currency are in the workspace.</p>
<p>Decrease/Increase Size</p> 	<p>Decrease or increase the physical size of the money tray, coins and bills.</p>

Learning Tool Icon	Description
<p>Delete</p> 	<p>If an item in the workspace is selected, then clicking on the recycle bin removes all selected items. If nothing is selected, then the entire workspace is cleared. Alternatively, drag items to the recycle bin to remove them.</p>
<p>English/French</p> 	<p>Choose English or French version of the learning tool.</p>
<p>Information</p> 	<p>Additional Information about this learning tool, including support wiki and feedback form.</p>
<p>Insert Picture</p> 	<p>Import pictures and select the picture if multiple copies are desired. A picture of a question or problem can be embedded within the learning tool.</p>
<p>Labels/Change Units</p> 	<p>Turn labels on, displays the value of the money in dollars and cents. When the labels icon is turned on, the type of label (units) can be changed. First press displays the money value in dollars. Second press displays the money value in cents. Third press returns to default setting of dollars and cents.</p>
<p>Number of Copies</p> 	<p>Set the number of copies of the money to 1, 2, 5, or 10 to be dragged from the money tray.</p>
<p>Reset</p> 	<p>Press the Reset button to return the tool to its original state with default settings.</p>
<p>Settings</p> 	<p>Customize the money tray, background colour; size of the currency, and restore defaults while keeping money on the workspace.</p>
<p>Undo/Redo</p> 	<p>Step backward or forward through your actions with the tool. It is not only useful for correcting mistakes, but also for revisiting the steps taken with the tool to share thinking.</p>