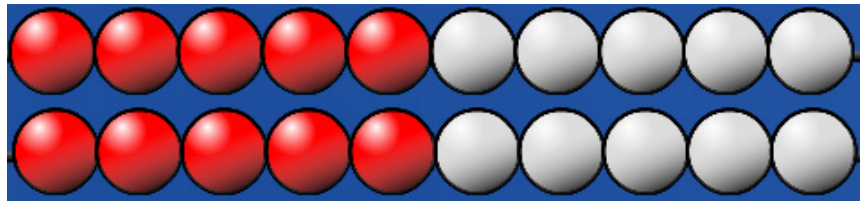


Rekenrek Learning Tool

by mathies.ca












What is it?

Rekenreks are arithmetic racks that support the understanding of numbers relative to 5 and 10. Each rack consists of ten beads; usually five of one colour and five of another colour. Each bead is worth one. Default setting is five red beads and five white beads.

How do you use the tool?

When you drag a bead, it will slide along the rack, pushing any other beads in its way. To increase the spacing between the racks, select the rack and then drag.

Learning Tool Icon	Description
Add a Row (Rack) 	Increase the number of racks in the workspace.
Annotation 	Press the pencil button to activate the annotation tool. Select the arrow in the annotation tool or deselect the pencil when you want to work with the learning tool. This is a handy tool to document thinking as one is working with this learning tool. The annotation toolbox includes a pencil with an eraser, shapes, and text.
Import Image 	Import pictures and select the picture if multiple copies are desired. A picture of a question or problem can be embedded within the learning tool.
Information 	Additional Information about the Rekenrek including access to the support wiki and feedback form.
Reset 	Press the Reset button to return the tool to its original state with default settings.

Learning Tool Icon	Description
<p data-bbox="256 157 391 195">Settings</p> 	<p data-bbox="561 207 1422 279">Customize the colour of the beads; colour of the background; spacing of the rods; hide and delete racks.</p>
<p data-bbox="269 340 378 378">Shade</p> 	<p data-bbox="561 340 1487 411">Press the shade button to activate a shade. Up to two shades are available.</p> <p data-bbox="561 453 1463 564">Shades are used to hide parts of the display by dragging and resizing the shade. Resize using the  button in the bottom right of the shade.</p> <p data-bbox="561 606 1360 638">Close the shade with the  button in the upper right.</p>